WATHIM
GCC driving theory

DRIVING THEORY PACK · 2026 EDITION

Qatar Theory Test

Sample paper

The first 5 questions of Paper 1 with the answer sheet, key and every answer explained, after the guide that opens the full pack.

Qatar Driving Theory (Signals) Test · General Directorate of Traffic (MOI)

3	40 · 35m	37/40	465
FULL EXAM PAPERS	QUESTIONS · MINUTES A PAPER	CORRECT TO PASS (92.5%)	QUESTIONS, ALL ANSWERED

SAMPLE

Original practice material. Not the official question bank.

About this pack

Qatar Driving Theory (Signals) Test · General Directorate of Traffic (MOI) · read this before you start.

3	40	345	465
FULL EXAM PAPERS	QUESTIONS A PAPER, AS THE REAL TEST	MORE IN THE REVISION BANK	ANSWERED, WITH THE RULE

The headline is the three papers. Each is a full Qatar Driving Theory (Signals) Test at the length and pass mark General Directorate of Traffic (MOI) uses: 40 questions, 35 minutes, 37 correct to pass. Each has its own answer sheet, a one-glance key, and every answer explained with the rule it comes from.

Behind them is the depth: the other 345 questions in the bank, grouped by topic, each with its answer and the rule under it. That includes 70 motorcycle and 70 truck-and-bus questions, so riders and heavy-vehicle candidates revise their own section on top of the papers everyone sits.

What is in the download

5 PDFs, each with its own cover, named **Wathim - Qatar Theory Test - *part*.pdf**. Print only the paper you are about to sit.

Start here	This guide: the format, how the papers are built, how to mark yourself, and a tracker for your three scores
Paper 1	40 questions · 35 minutes · answer sheet, key, every answer explained, and the score bands
Paper 2	40 questions · 35 minutes · answer sheet, key, every answer explained, and the score bands
Paper 3	40 questions · 35 minutes · answer sheet, key, every answer explained, and the score bands
Revision bank	345 more questions in 8 topics with the answer and the rule under each, the night-before list, and the road-sign sheet

How to use it

1. **Learn the signs first**
   Work the road-sign sheet at the back of the revision bank until you can name every sign with the caption covered, then its road-sign section.

2. **Sit Paper 1 cold, in one block**
   40 questions in 35 minutes on the answer sheet, no notes. Mark it against the key and write the score in the tracker in this guide.

3. **Read every answer, including the right ones**
   Each answer gives the reason and the rule it comes from. If you cannot say why the other three options are wrong, you guessed well rather than knew.

4. **Work your weakest topics in the bank**
   The revision bank is the same syllabus by topic, with the answer under each question. Cover the answer, commit to a letter, then check.

5. **Sit Paper 2, then Paper 3, a few days apart**
   Book the test when you clear 37 of 40 on two papers in a row without rushing.

What these questions are. Original practice questions written by Wathim to the syllabus General Directorate of Traffic (MOI) tests: signs, traffic rules, right of way, safe driving and penalties. They are not real, recalled or leaked exam items; no authority in the GCC publishes its live bank.

SAMPLE - wathim.com

The test you are sitting

Every paper in this pack is set to this format. Checked July 2026.

Authority	General Directorate of Traffic (MOI)
Test	Qatar Driving Theory (Signals) Test
Questions	40
To pass	37 of 40 correct (92.5%), so at most 3 wrong
Time limit	35 minutes, about 53 seconds a question
Languages	English, Arabic

Qatar's theory exam is widely called the signals test, and road signs and signals carry the paper. It is reported as 40 questions with 37 correct needed to pass, a 92.5% pass mark that leaves room for only three wrong answers (marhaba.qa, August 2026; dohaguides.com, November 2025). No Ministry of Interior page publishes the format, and one third-party site gives 36 of 40.

The time limit is not confirmed. One site reports 35 minutes, a little over 50 seconds a question, and that is what our mocks use. That is not long enough to reason your way through a sign you have never seen, which is the single reason sign recognition has to be automatic before you sit down rather than something you work out in the room.

It is run by the General Directorate of Traffic under the Ministry of Interior, and sat at an approved driving school rather than a government counter.

Every figure on this page is dated and sourced. Where third-party sites disagree - and on these tests they disagree constantly - we say so rather than picking the number that suits us. Confirm against the authority before you pay.

Booking. Most GDT transactions, including appointment scheduling and status checks, are available through the Metrash mobile application (available on iOS and Android) and the MOI e-services portal (portal.moi.gov.qa). Metrash allows residents to book traffic-related appointments, pay fines, and track application status using their QID. Karwa Driving School (karwadrivingschool.com.qa) operates its own online registration system and mobile app; in-person registration at its branches is also possible. When calling or visiting in person, bring your QID. For urgent queries, the GDT can also be reached via the MOI call centre.

Where these figures come from

qatarliving.com, October 2026	the QAR 50 Ministry of Interior fee per test attempt
marhaba.qa, October 2026	confirmation that a retest after a failure is charged QAR 50, and that passing carries no fee
marhaba.qa, August 2026, and dohaguides.com, November 2025	the reported format: 40 questions, 37 correct to pass (at most three errors). No Ministry of Interior publication of the format was found; autoviatest.com gives 36 of 40 and a 35-minute limit, which is unconfirmed

Format, fees and pass mark are set by General Directorate of Traffic (MOI) and can change. Confirm them with your driving school or the authority before you book.

SAMPLE - wathim.com

How the papers are built

General Directorate of Traffic (MOI) does not publish how many questions come from each topic, so each paper carries the light-vehicle bank's own mix, with easy and hard questions spread evenly across the three.

Topic	Paper 1	Paper 2	Paper 3	Revision bank	Total
Road signs and signals	7	7	7	31	**52**
Traffic rules	9	9	9	43	**70**
Right of way	8	8	8	44	**68**
Safe driving	8	8	8	43	**67**
Penalties and fines	8	8	8	44	**68**
Motorcycle: control	-	-	-	35	**35**
Motorcycle: safety	-	-	-	35	**35**
Truck and bus	-	-	-	70	**70**
Total	**40**	**40**	**40**	**345**	**465**

Mark yourself

Score out of 40	Percentage	Result	What it means
39-40	98-100%	**Pass**	Ready. Sit the next paper cold to prove it was not the paper, then book.
37-38	93-95%	**Pass**	A pass, but one or two questions decide it. Close your weakest topic in the bank first.
33-36	83-90%	**Fail**	Close, and on the day close is a fail. Read every answer you missed, then re-sit this paper in a few days.
0-32	0-80%	**Fail**	A real gap. Work the revision bank topic by topic before the next paper.

The line is 37 of 40. Treat anything under it as a fail and repeat the paper. Scoring 36 is not nearly passing; on the day it is the same result as scoring zero.

Your three papers

Paper	Date	Score / 40	Pass?	Weakest topic
Paper 1				
Paper 2				
Paper 3				

SAMPLE - wathim.com

Paper 1: answer sheet

Shade one letter per question, then mark it against the key at the end of the paper.

Name _____ Date _____ Time taken _____ Score / 5

1 (A) (B) (C) (D) 2 (A) (B) (C) (D) 3 (A) (B) (C) (D) 4 (A) (B) (C) (D) 5 (A) (B) (C) (D)

Exam conditions. No notes, no phone, no going back to the bank mid-paper. A paper sat in pieces tells you what you know; one sat in a block tells you what you would score on the day.

SAMPLE - wathim.com

QATAR DRIVING THEORY (SIGNALS) TEST

Paper 1: first 5 questions

5 of **40** questions
sample

Choose the single best answer and shade it on the answer sheet. The key and the reasoning follow.

Q1 Right of way

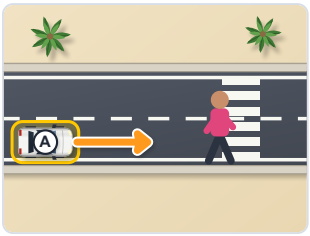

You are turning right from a main road into a side street. A pedestrian is crossing the mouth of the side street. Who has priority?

(A) The pedestrian crossing the side street entrance
(B) You, because you signalled before turning
(C) You, because you are on the main road
(D) Neither; you must negotiate with the pedestrian

Q2 Right of way

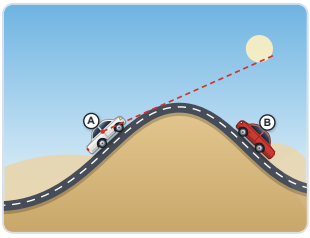

You are travelling uphill on a narrow mountain road and meet a vehicle coming downhill. Who should reverse or give way?

(A) The vehicle travelling uphill should give way because it can stop more easily
(B) The vehicle travelling downhill should give way, as it is easier to reverse downhill and the uphill vehicle has momentum
(C) The smaller vehicle must always give way
(D) Both vehicles stop and wait for a third party to direct them

Q3 Traffic rules

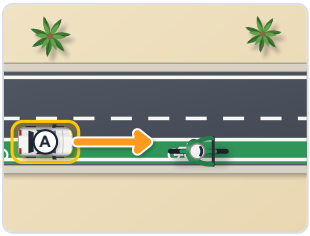

How much lateral clearance should you give a cyclist when overtaking them on a Qatar road?

(A) Just enough not to touch them
(B) No special distance is required for cyclists compared to other vehicles
(C) A safe and generous distance to account for wobble and wind buffet from your vehicle
(D) Exactly one car-door width

Q4 Right of way

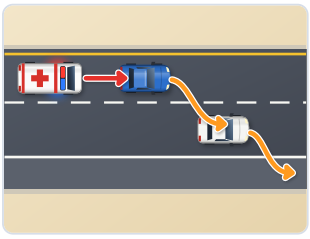

On a one-way street, an emergency vehicle comes from behind with lights and sirens. What should you do?

(A) Continue at the same speed; emergency vehicles must follow traffic rules on one-way streets
(B) Drive in reverse to create space
(C) Speed up and turn off the one-way street at the next junction
(D) Move as far to one side as possible and stop to allow the emergency vehicle to pass

SAMPLE · wathim.com

Q5 Road signs and signals

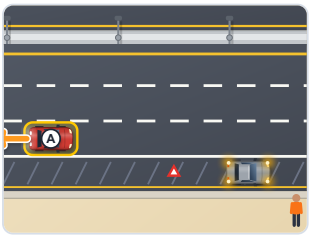

Is reversing on a Qatar expressway permitted?

(A) Yes, but only on the hard shoulder

(B) No, reversing on an expressway is prohibited and extremely dangerous

(C) Yes, if you have missed your exit and no traffic is behind you

(D) Only emergency vehicles may reverse on an expressway

SAMPLE - wathim.com

Paper 1: answer key

Mark your sheet and count your score first. Then read every answer below, including the ones you got right: a lucky guess looks the same as knowledge on the sheet.

1	A	2	B	3	C	4	D	5	B

Paper 1: every answer explained

Q1 Answer: **A** **The pedestrian crossing the side street entrance**

A pedestrian crossing the road you are turning into has right of way. You must wait until the crossing is clear before completing your turn.

Rule: Qatar traffic regulations

Q2 Answer: **B** **The vehicle travelling downhill should give way, as it is easier to reverse downhill and the uphill vehicle has momentum**

On a steep narrow road, the vehicle going downhill is generally expected to give way by reversing to a passing place, because it has more control reversing downhill and because the uphill vehicle needs its momentum.

Rule: Qatar traffic regulations

Q3 Answer: **C** **A safe and generous distance to account for wobble and wind buffet from your vehicle**

Cyclists can be unsteady due to road surface, wind, or your vehicle's slipstream. Pass with a generous gap and reduce speed when passing.

Rule: Qatar traffic regulations

Q4 Answer: **D** **Move as far to one side as possible and stop to allow the emergency vehicle to pass**

Emergency vehicles have right of way everywhere, including on one-way streets. Move to one side and stop when it is safe. Do not drive in reverse to clear the way as this creates additional hazards.

Rule: Qatar traffic regulations

Q5 Answer: **B** **No, reversing on an expressway is prohibited and extremely dangerous**

Reversing on an expressway (motorway) is strictly prohibited in Qatar. If you miss an exit, continue to the next one and return via that route. Reversing on a high-speed road puts yourself and others in extreme danger.

Rule: Qatar traffic regulations

SAMPLE - wathim.com

What the full pack contains

This sample is a slice of Paper 1. The full pack is:

Start here	The guide at the front of this sample, in full
3 full papers	40 questions · 35 minutes each, with answer sheet, key, every answer explained and the score bands
Revision bank	345 more questions in 8 topics, the night-before list, the road-sign sheet
Total	465 questions, every one answered with the rule

Get the full pack at **wathim.com/driving-test/papers/qatar**

© 2026 Wathim. All rights reserved. Prepared for the purchaser's personal study; copying, resale, or posting this document or its questions in any group or website is prohibited. Wathim is independent and is not affiliated with, endorsed by, or connected to General Directorate of Traffic (MOI) or any government body. The questions are written to the authority's published rules and to the format and topics candidates report from the real test; they are not an official question bank.

SAMPLE - wathim.com