WATHIM
GCC driving theory

DRIVING THEORY PACK · 2026 EDITION

Abu Dhabi Theory Test

Sample paper

The first 5 questions of Paper 1 with the answer sheet, key and every answer explained, after the guide that opens the full pack.

RTA Theory (Knowledge) Test · Abu Dhabi Integrated Transport Centre

3	40 · 30m	30/40	724
FULL EXAM PAPERS	QUESTIONS · MINUTES A PAPER	CORRECT TO PASS (75%)	QUESTIONS, ALL ANSWERED

SAMPLE

Original practice material. Not the official question bank.

About this pack

RTA Theory (Knowledge) Test · Abu Dhabi Integrated Transport Centre · read this before you start.

3	40	604	724
FULL EXAM PAPERS	QUESTIONS A PAPER, AS THE REAL TEST	MORE IN THE REVISION BANK	ANSWERED, WITH THE RULE

The headline is the three papers. Each is a full RTA Theory (Knowledge) Test at the length and pass mark Abu Dhabi Integrated Transport Centre uses: 40 questions, 30 minutes, 30 correct to pass. Each has its own answer sheet, a one-glance key, and every answer explained with the rule it comes from.

Behind them is the depth: the other 604 questions in the bank, grouped by topic, each with its answer and the rule under it. That includes 70 motorcycle and 72 truck-and-bus questions, so riders and heavy-vehicle candidates revise their own section on top of the papers everyone sits.

What is in the download

5 PDFs, each with its own cover, named **Wathim - Abu Dhabi Theory Test - *part*.pdf**. Print only the paper you are about to sit.

Start here	This guide: the format, how the papers are built, how to mark yourself, and a tracker for your three scores
Paper 1	40 questions · 30 minutes · answer sheet, key, every answer explained, and the score bands
Paper 2	40 questions · 30 minutes · answer sheet, key, every answer explained, and the score bands
Paper 3	40 questions · 30 minutes · answer sheet, key, every answer explained, and the score bands
Revision bank	604 more questions in 8 topics with the answer and the rule under each, the night-before list, and the road-sign sheet

How to use it

1. **Learn the signs first**
   Work the road-sign sheet at the back of the revision bank until you can name every sign with the caption covered, then its road-sign section.
2. **Sit Paper 1 cold, in one block**
   40 questions in 30 minutes on the answer sheet, no notes. Mark it against the key and write the score in the tracker in this guide.
3. **Read every answer, including the right ones**
   Each answer gives the reason and the rule it comes from. If you cannot say why the other three options are wrong, you guessed well rather than knew.
4. **Work your weakest topics in the bank**
   The revision bank is the same syllabus by topic, with the answer under each question. Cover the answer, commit to a letter, then check.
5. **Sit Paper 2, then Paper 3, a few days apart**
   Book the test when you clear 30 of 40 on two papers in a row without rushing.

What these questions are. Original practice questions written by Wathim to the syllabus Abu Dhabi Integrated Transport Centre tests: signs, traffic rules, right of way, safe driving and penalties. They are not real, recalled or leaked exam items; no authority in the GCC publishes its live bank.

SAMPLE - wathim.com

The test you are sitting

Every paper in this pack is set to this format. Checked June 2026.

Authority	Abu Dhabi Integrated Transport Centre
Test	RTA Theory (Knowledge) Test
Questions	40
To pass	30 of 40 correct (75%), so at most 10 wrong
Time limit	30 minutes, about 45 seconds a question
Languages	English, Arabic, Urdu (interpretation), Hindi (interpretation), Malayalam (interpretation)

40 questions in 30 minutes, 30 correct to pass. The federal format is the same one Dubai uses - what differs is the authority you deal with. Abu Dhabi licensing runs through the Integrated Transport Centre (ITC), and your file, your booking and your test centre all sit with them rather than the RTA.

That distinction catches people who moved from Dubai mid-process. A knowledge test passed under the RTA is not automatically a pass on an ITC file, and the two authorities do not share a booking system.

Third-party sites do not agree on this test's format. Published figures for the Dubai paper alone include 23 out of 35, 24 out of 35 and 30 out of 40, and quoted fees run from AED 50 to AED 220. We publish one figure, say where it came from, and date it. Confirm it against the authority before you pay, because we would rather you checked than trusted us blindly on a number that moves.

Booking. The booking process depends on your emirate. In Dubai, most interactions with the RTA are done through the RTA website (rta.ae) or the official Dubai Drive app (available on iOS and Android). You can register with an RTA-approved driving school, book theory and road tests, track your file status, and pay fees through the app or website. Many approved driving institutes also manage bookings on behalf of their students. In Abu Dhabi, services are primarily accessed through the TAMM platform (tamm.abudhabi) or through the Abu Dhabi Police app. The Abu Dhabi Driving Company (ADDC) and other approved institutes handle much of the enrolment and booking. In Sharjah, the SRTA website and approved institutes are the entry point. In other emirates (Ajman, Ras Al Khaimah, Fujairah, Umm Al Quwain), contact the local municipality or traffic department and an approved local driving institute. Regardless of emirate, enrolling at an approved driving institute first is strongly recommended, as the institute will guide you through the booking steps specific to your location.

Where these figures come from

RTA licensing handbook (light motor vehicle)	the syllabus the question bank is written to: signs, rules, right of way and penalties
roadreadyuae.com, October 2026	the AED 200 per-attempt figure, quoted as matching Dubai
Wathim driving-test data, verified June 2026	question count, pass mark and time limit

Format, fees and pass mark are set by Abu Dhabi Integrated Transport Centre and can change. Confirm them with your driving school or the authority before you book.

SAMPLE - wathim.com

How the papers are built

Abu Dhabi Integrated Transport Centre does not publish how many questions come from each topic, so each paper carries the light-vehicle bank's own mix, with easy and hard questions spread evenly across the three.

Topic	Paper 1	Paper 2	Paper 3	Revision bank	Total
Road signs and signals	9	9	9	99	**126**
Traffic rules	9	9	9	102	**129**
Right of way	7	7	7	75	**96**
Safe driving	9	9	9	111	**138**
Penalties and fines	6	6	6	75	**93**
Motorcycle: control	-	-	-	35	**35**
Motorcycle: safety	-	-	-	35	**35**
Truck and bus	-	-	-	72	**72**
Total	**40**	**40**	**40**	**604**	**724**

Mark yourself

Score out of 40	Percentage	Result	What it means
35-40	88-100%	**Pass**	Ready. Sit the next paper cold to prove it was not the paper, then book.
30-34	75-85%	**Pass**	A pass, but one or two questions decide it. Close your weakest topic in the bank first.
26-29	65-73%	**Fail**	Close, and on the day close is a fail. Read every answer you missed, then re-sit this paper in a few days.
0-25	0-63%	**Fail**	A real gap. Work the revision bank topic by topic before the next paper.

The line is 30 of 40. Treat anything under it as a fail and repeat the paper. Scoring 29 is not nearly passing; on the day it is the same result as scoring zero.

Your three papers

Paper	Date	Score / 40	Pass?	Weakest topic
Paper 1				
Paper 2				
Paper 3				

SAMPLE - wathim.com

Paper 1: answer sheet

Shade one letter per question, then mark it against the key at the end of the paper.

Name _____ Date _____ Time taken _____ Score _____ / 5

1 (A) (B) (C) (D) 2 (A) (B) (C) (D) 3 (A) (B) (C) (D) 4 (A) (B) (C) (D) 5 (A) (B) (C) (D)

Exam conditions. No notes, no phone, no going back to the bank mid-paper. A paper sat in pieces tells you what you know; one sat in a block tells you what you would score on the day.

SAMPLE - wathim.com

RTA THEORY (KNOWLEDGE) TEST

Paper 1: first 5 questions

5 of **40** questions
sample

Choose the single best answer and shade it on the answer sheet. The key and the reasoning follow.

Q1 Penalties and fines

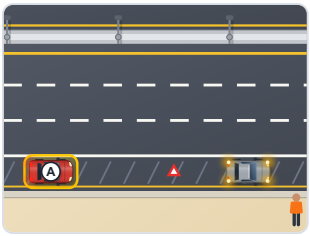

Your car breaks down on a fast road. When is it acceptable to use the hard shoulder?

- (A) Only in a genuine emergency or breakdown, not to bypass or overtake traffic
- (B) Any time traffic is slow
- (C) Whenever you are running late
- (D) Only to overtake slower cars

Q2 Safe driving



What are the two main parts that make up your total stopping distance?

- (A) Reaction distance and indicator distance
- (B) Thinking distance and braking distance
- (C) Acceleration distance and deceleration distance
- (D) Signalling distance and lane-change distance

Q3 Safe driving



You are driving through standing water and the steering suddenly feels very light. What is happening?

- (A) The power steering has been improved by the water
- (B) The tyre pressure has increased
- (C) Your tyres are aquaplaning on a film of water and have lost grip
- (D) The brakes are drying out

Q4 Penalties and fines



A driver obscures part of their number plate with a cover or dirt so it is hard to read. What is the correct statement?

- (A) Number-plate covers are legal accessories everywhere in the UAE
- (B) A dirty plate is always acceptable and not penalised
- (C) Number plates only need to be readable from the front
- (D) Obscuring or making a number plate unreadable is an offence that can carry a fine and black points

SAMPLE - wathim.com

Q5 Right of way

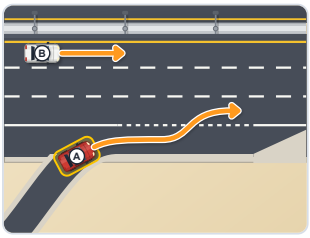

You are joining a motorway from an on-ramp and traffic is merging. What is the safest way to merge?

(A) Stop at the end of the ramp and wait for a long empty road

(B) Match your speed to the traffic and merge into a safe gap, taking turns

(C) Merge at a much slower speed than the flow of traffic

(D) Force your way in and expect others to brake

SAMPLE - wathim.com

Paper 1: answer key

Mark your sheet and count your score first. Then read every answer below, including the ones you got right: a lucky guess looks the same as knowledge on the sheet.

1	A	2	B	3	C	4	D	5	B

Paper 1: every answer explained

Q1 Answer: **A** **Only in a genuine emergency or breakdown, not to bypass or overtake traffic**

The correct answer is only in a genuine emergency or breakdown. The hard shoulder is a safety area, and using it to bypass or overtake traffic is an offence carrying a fine and black points.

Rule: UAE Federal Traffic Law

Q2 Answer: **B** **Thinking distance and braking distance**

The answer is thinking distance and braking distance. Thinking distance is the gap covered while your brain recognises a hazard and your foot begins to move. Braking distance is the gap covered while the brakes stop the car. Both grow with speed, so total stopping distance rises steeply.

Rule: RTA defensive-driving guidance

Q3 Answer: **C** **Your tyres are aquaplaning on a film of water and have lost grip**

Light, unresponsive steering (often with a rise in engine revs) is the sign of aquaplaning. Ease off the accelerator, hold the wheel straight and do not brake or steer sharply until the tyres grip again.

Rule: RTA Light Motor Vehicle Handbook

Q4 Answer: **D** **Obscuring or making a number plate unreadable is an offence that can carry a fine and black points**

The correct answer is that obscuring a number plate is an offence. Number plates must be clearly readable at all times. Covers, mud or alterations that hide the plate can result in a fine and black points.

Rule: UAE Federal Traffic Law

Q5 Answer: **B** **Match your speed to the traffic and merge into a safe gap, taking turns**

The answer is to match speed and merge into a safe gap. Merging works best like a zip, with drivers adjusting speed and taking turns so vehicles blend smoothly. Stopping on a live ramp or entering far too slowly is dangerous.

Rule: RTA road-user rules

SAMPLE - wathim.com

What the full pack contains

This sample is a slice of Paper 1. The full pack is:

Start here	The guide at the front of this sample, in full
3 full papers	40 questions · 30 minutes each, with answer sheet, key, every answer explained and the score bands
Revision bank	604 more questions in 8 topics, the night-before list, the road-sign sheet
Total	724 questions, every one answered with the rule

Get the full pack at **wathim.com/driving-test/papers/uae-abu-dhabi**

© 2026 Wathim. All rights reserved. Prepared for the purchaser's personal study; copying, resale, or posting this document or its questions in any group or website is prohibited. Wathim is independent and is not affiliated with, endorsed by, or connected to Abu Dhabi Integrated Transport Centre or any government body. The questions are written to the authority's published rules and to the format and topics candidates report from the real test; they are not an official question bank.

SAMPLE - wathim.com